


# 1/8" - 1/16" FITTING



## USES :

TOP INDUSTRIE 1/8"- 1/16" fittings work for pressures up to 2000 bar. They are highly reliable, and renowned for their excellent sealing. TOP INDUSTRIE fittings set the standards in high pressure industry.

## FEATURES :

- Works for all pressures between 0 and 2000 bar.
- Works with both liquids and gases.
- Material : 1.4571 (316 Ti)
- HP Tubing: 1/8" or 1/16"
- Maximum Temperature : 300°C
- Compressed ferrule type HP connection.
- Bypass diameter : 1,5 mm

- Leak detection holes.

- All our fittings are equipped with ferrules and gland nuts.

## OTHER OPTIONS :

- Other available materials : Hastelloy B2, C276, Titanium, etc.
- Mounting holes.

PRESSURE				TUBE HP Ø EXT.		REFERENCE	- UNION		PRESSURE				HP TUBE Ø EXT.		REFERENCE	- RIGHT ANGLE	
bar	psi	inch	mm	inch	mm				bar	psi	inch	mm	inch	mm			
1000	14500	1/8"	3,2	920 11 00					1000	14500	1/8"	3,2	920 12 00			Thickness : 12 mm	
2000	29000	1/16"	1,6	220 11 00					2000	29000	1/16"	1,6	220 12 00			Thickness : 12 mm	
PRESSURE				HP TUBE Ø EXT.		REFERENCE	- T		PRESSURE				HP TUBE Ø EXT.		REFERENCE	- CROSS	
bar	psi	inch	mm	inch	mm				bar	psi	inch	mm	inch	mm			
1000	14500	1/8"	3,2	920 13 00					1000	14500	1/8"	3,2	920 14 00			Thickness : 12 mm	
2000	29000	1/16"	1,6	220 13 00					2000	29000	1/16"	1,6	220 14 00			Thickness : 12 mm	



**TOP INDUSTRIE**

High Pressure Engineering

80 rue Marinoni 77013 VAUX LE PENIL CEDEX FRANCE


T : +33 (0) 1 64 10 45 50 F : +33 (0) 1 64 37 62 08

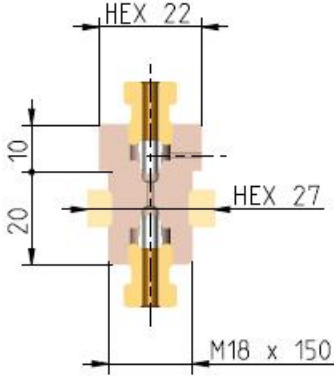
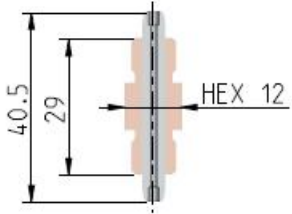
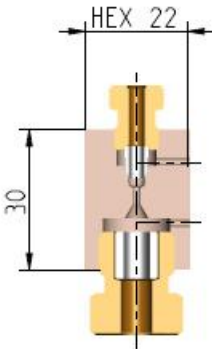
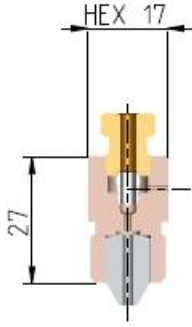
[info@top-industrie.fr](mailto:info@top-industrie.fr)

[www.top-industrie.com](http://www.top-industrie.com)

B1A 0111

# 1/8" - 1/16" FITTING



PRESSURE		HP TUBE Ø EXT.		REFERENCE	<b>• BULKHEAD FITTING</b> 	PRESSURE		HP TUBE Ø EXT.		REFERENCE	<b>• MALE / MALE</b> 
bar / psi	inch	mm		bar / psi		inch	mm				
1000 14500	1/8"	3,2	920 15 00		1000 14500	1/8"	3,2	920 18 00			
2000 29000	1/16"	1,6	220 15 00		2000 29000	1/16"	1,6	220 18 00			
PRESSURE		HP TUBE Ø EXT.		REFERENCE	<b>• REDUCING ADAPTER 1/8" or 1/16" FX1/4" HPF</b> 	PRESSURE		HP TUBE Ø EXT.		REFERENCE	<b>• REDUCING ADAPTER 1/8 F or 1/16" FX1/4" HPM</b> 
bar / psi	inch	mm		bar / psi		inch	mm				
1000 14500	1/8"	3,2	920 55 00		1000 14500	1/8"	3,2	920 19 00			
2000 29000	1/16"	1,6	220 55 00		2000 29000	1/16"	1,6	220 19 00			

In view of possible technological advances in our production methods, the products described in this manual are liable to be modified without prior notice.



**TOP INDUSTRIE**

High Pressure Engineering